

Dearborn Heights DivDat Transaction Breakdown

April 1, 2023 – April 30, 2023



Total Transactions

Total Approved or Settled Transactions:

1,505

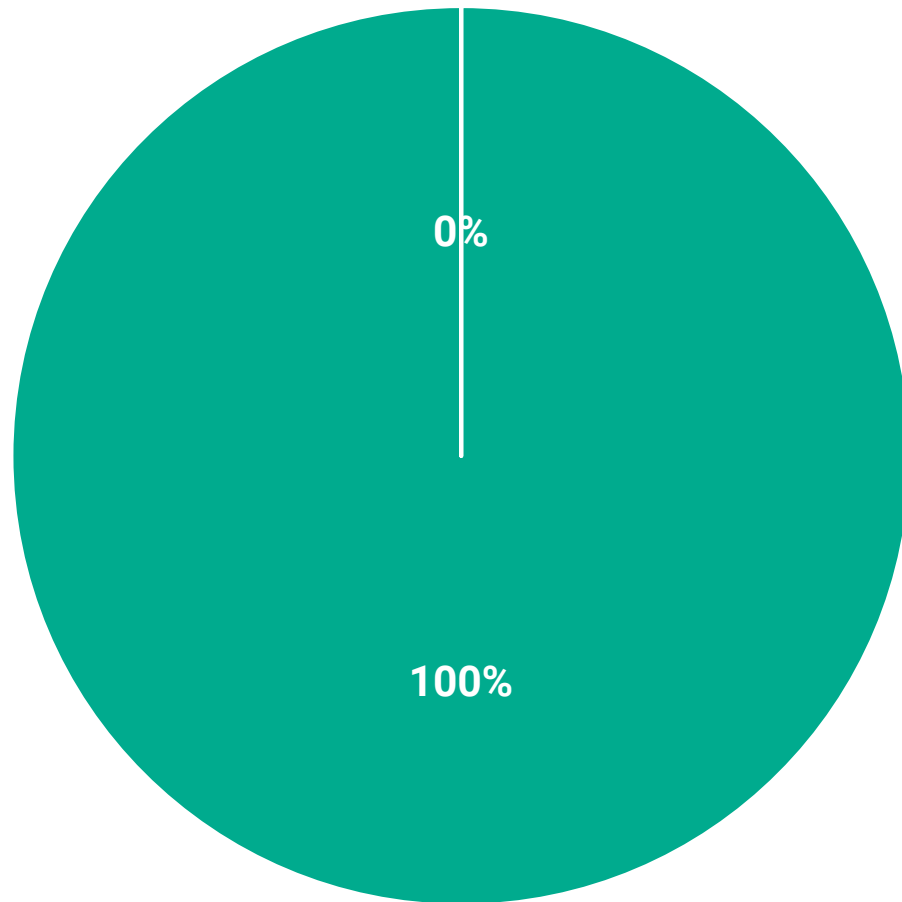
Total Dollars Collected:

\$342,396.62

excluding credit card service fees

DivDat Transactions - City of Dearborn Heights

April 1, 2023 – April 30, 2023



■ Property Tax ■ Water and Sewer

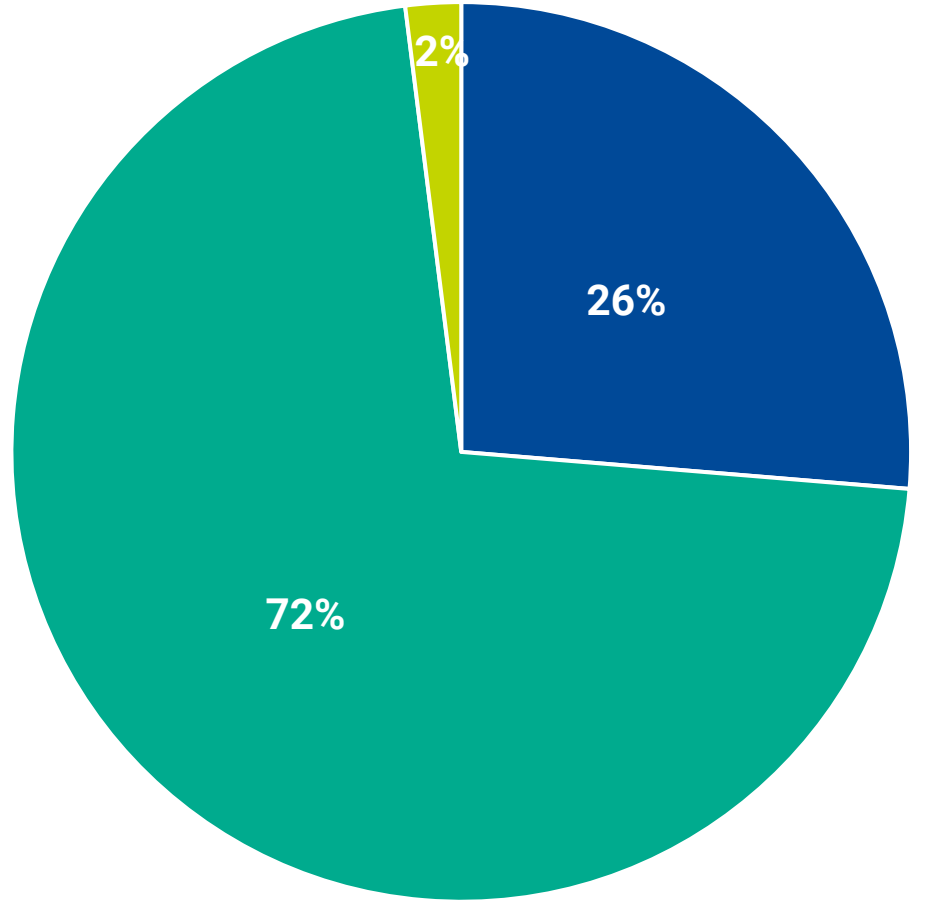
Transactions by Department

Dearborn Heights Property Tax:
\$0 over 0 transactions

Dearborn Heights Water and Sewer
\$42,396.62 over 1,505 transactions

DivDat Transactions - City of Dearborn Heights

April 1, 2023 – April 30, 2023



■ ACH Transactions ■ Card Transactions ■ Cash Transactions

Transactions by Payment Method

ACH Transactions:

\$99,512.07 over 396 transactions

Card Transactions:

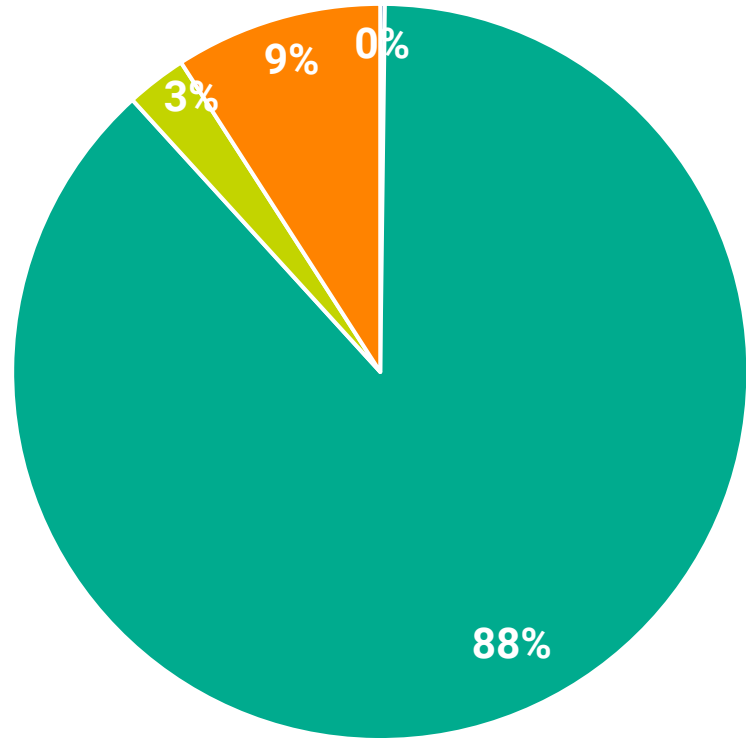
\$236,851.55 over 1,079 transactions

Cash Transactions:

\$6,033.00 over 30 transactions

DivDat Transactions - City of Dearborn Heights

April 1, 2023 – April 30, 2023



- AutoPay Transactions
- WebPay Transactions
- Kiosk Transactions
- Mobile App Transactions

Transactions by Payment Channel

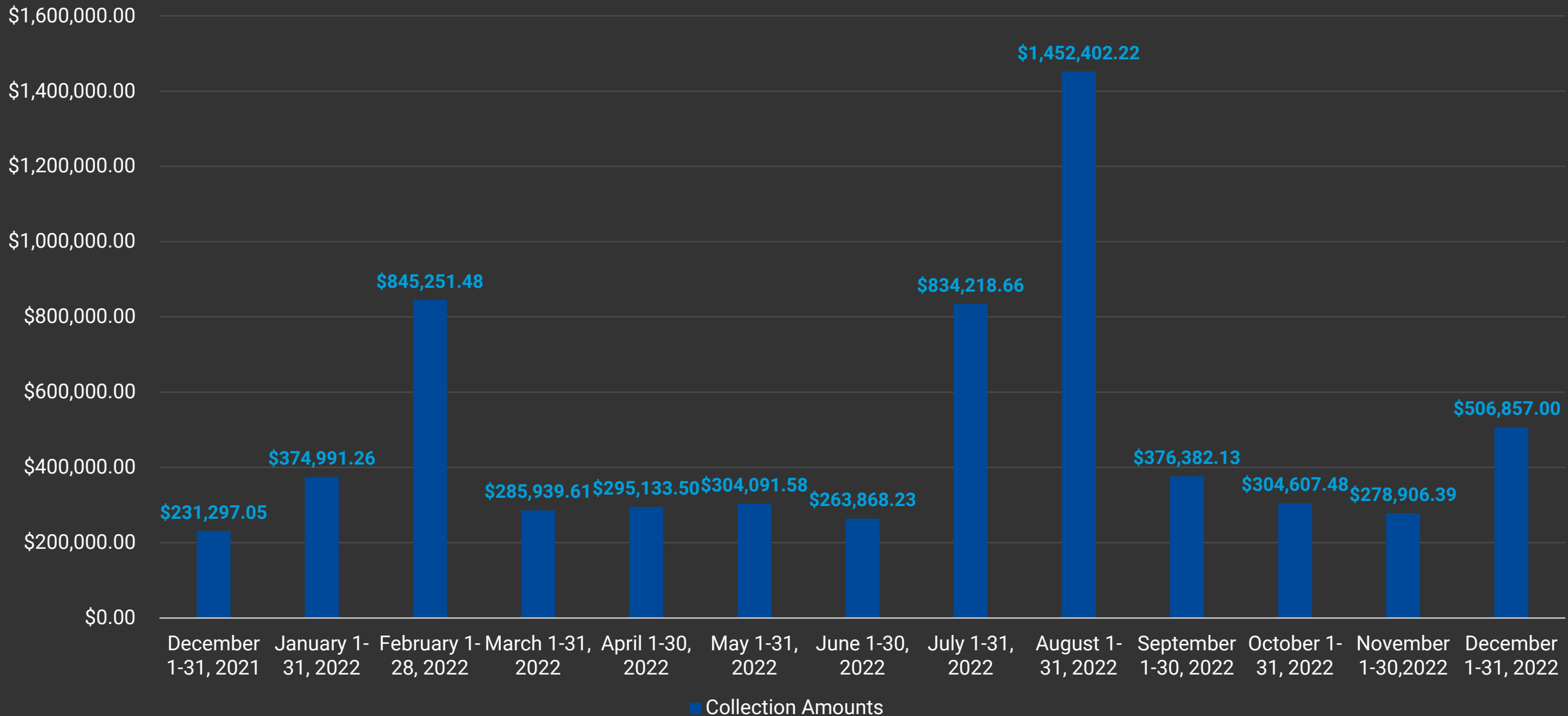
AutoPay Transactions:
\$1,051.67 over 3 transactions

GuestPay Transactions:
\$304,742.11 over 1,325 transactions

Kiosk Transactions:
\$8,018.74 over 40 transactions

Mobile App Transactions:
\$28,584.10 over 137 transactions

Dearborn Heights Collection Amounts Growth 2021-2022



Dearborn Heights Collection Amounts Growth 2023

